

VICH GL35 (PHARMACOVIGILANCE: EST)
February 2013
For Implementation at Step 7 - Final

PHARMACOVIGILANCE OF VETERINARY MEDICINAL PRODUCTS: ELECTRONIC STANDARDS FOR TRANSFER OF DATA

Adopted at Step 7 of the VICH Process by the VICH Steering Committee
in February 2013
for implementation at a date that will be determined at a later stage.

This Guideline has been developed by the appropriate VICH Expert Working Group and is subject to consultation by the parties, in accordance with the VICH Process. At Step 7 of the Process the final draft is recommended for adoption to the regulatory bodies of the European Union, Japan and USA.

Introduction

The objective of this guideline is to provide standards to construct a single electronic message to transmit GL42 contents to all regions.

The need to transfer and disseminate information quickly, accurately and easily between Regulatory Authorities (RA) and Marketing Authorization Holders (MAH) on a worldwide scope is especially pertinent to the notification and assimilation of information for pharmacovigilance. Whereas the definition of the pharmacovigilance information has been established within GL24, GL30 and GL42, this GL35 guideline defines the electronic standards for transfer of data. GL35 and associated documents described below “Electronic Submission of Animal Adverse Events Electronic Transmission Implementation Specifications VICH Validation Procedure Document” and “Electronic Submission of Animal Adverse Events Electronic Transmission Implementation Specifications VICH Step By Step Document” should be used to develop the electronic system.

Scope of Electronic Standards for Information Exchange

The scope of electronic standards for exchange of veterinary pharmacovigilance data between VICH RA and MAH includes but is not limited to:

- **Recommendation to ensure secure transmission**
- **Definition of the electronic message structure**
- Relationships (cardinality) between the data elements
- Establishment of additional vocabularies for electronic transmission and implementation of GL24, GL30, and GL42
- Business and schema validation rules and field descriptors specification for the data defined in GL24, GL30, GL35 and GL42

Recommendations to Ensure Secure Transmission

Regional exchange of pharmacovigilance information preferably occurs through a Gateway that follows the ICH M2 Gateway recommendation for the Electronic Standards for the Transfer of Regulatory Information (ESTRI-Gateway) in order to allow for an automated and secure way including all aspects of confidentiality, authentication, integrity and non-repudiation of all transactions in pharmacovigilance. MAHs will need to adhere to the RAs gateway specifications.

Definition of the Electronic Message Structure

The message format is XML and the message structure is in line with the international standard ISO 27953-1.

The VICH technical document entitled “Electronic Submission of Animal Adverse Events - Electronic Transmission Implementation Specifications Step By Step (herein known as the VICH Step By Step Document) was developed to be in line with ISO 27953-1. The adverse event processing system of each MAH and RA will need to be compliant with GL35 and the VICH Step By Step Document including the Regional Annexes.

The purpose of the VICH Step By Step Document is to provide directions to assist users, reporters, and technical staff in completing a well-formed electronic message for veterinary medicinal products adverse event reports (AER). The GL42 document has established a standard set of definitions to describe the data elements that need to be submitted for compliant adverse event reports. This VICH Step By Step Document provides a translation and mapping of GL42 compliant adverse event elements into an electronic message. The GL42 data elements comprise the “payload” of the message.

These submissions are intended to be sent electronically to the receivers through their Electronic Submissions Gateway (ESG) and upon receipt they will be processed by the receiver unique systems. In addition to the “payload” information, the electronic message also contains “wrapper” information (also known as envelope information).

The structure of the wrapper is specified in GL35, the VICH Step By Step Document, and the Regional Annexes. It contains the data elements defined in GL35 and the XML structure as defined in the VICH Step By Step Document and Regional Annexes. The contents of the fields may be determined by additional regional requirements as annexes and should be specified in each region’s technical documents. The regions may only clarify regional implementation of each field and create more restrictive business rules, as long as they are not contradictory to the VICH Validation Procedure Document.

Relationships (Cardinality) Between the Data Elements

The relationships (cardinality) between the data elements are defined in GL35. The data model diagrams are found in Annex A.

Electronic Submission of Animal Adverse Events Electronic Transmission Implementation Specifications VICH Validation Procedure Document

The VICH Validation Procedure Document describes the schema and business validation rules that will be performed on the AER message.

Electronic Submission of Animal Adverse Events Electronic Transmission Implementation Specifications VICH Step By Step Document

The VICH Step By Step Document describes the mapping of the data elements listed in GL42 and GL35 into the AER XML message that is ISO 27953-1 schema compliant.

Wrapper Data Elements

The following are the data elements to be included in the batch and transmission wrappers of the message.

Section B.8.1 Batch Wrapper

The VICH batch wrapper is established in line with ISO 27953-1 specification.

Section B.8.1.1 Batch Number/Identifier

The “Batch Number/Identifier” information identifies the collection of reports in this batch as a complete submission message. The concatenation of Batch Number/Identifier Root and Extension uniquely identifies each batch of reports. It is the sender’s responsibility to define and assign this identifier, as each batch submission should have a unique identifier. A “Batch Number/Identifier” should be supplied even if only one AER is within the batch.

Section B.8.1.1.1 Batch Number/Identifier – Root

This is the submitting organization’s unique “sender identifier”. This data element identifies the sender of the AER message, e.g., the MAH unique ID or RA unique ID.

Section B.8.1.1.2 Batch Number/Identifier – Extension

The “Batch Number/Identifier Extension” is a unique tracking number within sender system assigned to a specific batch file transmitted by the sender. The form and format of this element is up to the creator of the batch.

Section B.8.1.2 Batch Sender

This information identifies the sender who is responsible for any technical communications between receiver and sender regarding the batch transmission of the AER message.

Section B.8.1.2.1 Batch Sender – Root

This is the submitting organization’s unique “sender identifier”. This data element identifies the sender of the AER message, e.g., the MAH unique ID or RA unique ID.

Section B.8.1.2.2 Batch Sender – Extension

The “Batch Sender Extension” is a field that contains the organization name.

Section B.8.1.2.3 Batch Sender – Title

The “Batch Sender Title” is a field that contains the title of the sender who is responsible for any corresponding communications regarding the transmission batch.

Section B.8.1.2.4 Batch Sender – Last name

The “Batch Sender Last name” is a field that contains the last name of the sender who is responsible for any corresponding communications regarding the transmission batch.

Section B.8.1.2.5 Batch Sender – First name

The “Batch Sender First name” is a field that contains the first name of the sender who is responsible for any corresponding communications regarding the transmission batch.

Section B.8.1.2.6 Batch Sender – Telephone

The “Batch Sender Telephone” is a field that contains the telephone of the sender who is responsible for any corresponding communications regarding the transmission batch.

Section B.8.1.2.7 Batch Sender – Fax

The “Batch Sender Fax” is a field that contains the fax of the sender who is responsible for any corresponding communications regarding the transmission batch.

Section B.8.1.2.8 Batch Sender – e-mail

The “Batch Sender e-mail” is a field that contains the e-mail of the sender (or an equally functional group e-mail address) who is responsible for any corresponding communications regarding the transmission batch.

Section B.8.1.3 Batch Receiver

The “Batch Receiver” information identifies the receiver of the batch message.

Section B.8.1.3.1 Batch Receiver – Root

This is the submitting organization’s unique “receiver identifier”. This data element identifies the receiver of the AER message, e.g., the MAH unique ID or RA unique ID.

Section B.8.1.3.2 Batch Receiver – Extension

The “Batch Receiver Extension” is a field that contains the organization name.

Section B.8.1.4 Date of Batch Creation

The “Date of Batch Creation” indicates the date the batch report is created.

Section B.8.1.5 VICH AER Version Number

The “VICH AER Version Number” indicates the AER Message Version and Release Number on which this batch is based.

Section B.8.2 Transmission Wrapper

Section B.8.2.1 Message Number

The “MessageNumber” information identifies the message. The concatenation of MessageNumber Root and Extension uniquely identifies each message. The message creator should ensure that this uniquely assigned identifier will never be used in another message. It is the sender’s responsibility to define and assign this number, as each message should have a unique number.

Section B.8.2.1.1 Message Number – Root

The “Message Number Root” is the submitting organization’s unique “sender identifier”. This data element identifies the sender of the AER message, e.g., the MAH unique ID or RA unique ID.

Section B.8.2.1.2 Message Number – Extension

This data element is a field that contains the uniquely assigned message identifier for the specified message (this is not the Unique Adverse Event Report Identification Number). Each submitted messageshould have a unique identifier assigned regardless of the Type of Submission. This field format is up to the creator of the message.

Section B.8.2.2 Message Sender

Section B.8.2.2.1 Message Sender – Root

This is the submitting organization’s unique “sender identifier”. This data element identifies the sender of the AER message, e.g., the MAH unique ID or RA unique ID.

Section B.8.2.2.2 Message Sender – Extension

The “Message Sender Extension” is a field that contains the organization name of the message sender who is defined as the Pharmacovigilance Contact Person in charge of the AER message.

Section B.8.2.2.3 Message Sender – Title

The “Message Sender Title” is a field that contains the title of the message sender who is defined as the Pharmacovigilance Contact Person in charge of the AER message.

Section B.8.2.2.4 Message Sender – Last name

The “Message Sender Last name” is a field that contains the last name of the message sender who is defined as the Pharmacovigilance Contact Person in charge of the AER message.

Section B.8.2.2.5 Message Sender – First name

The “Message Sender First name” is a field that contains the first name of the message sender who is defined as the Pharmacovigilance Contact Person in charge of the AER message.

Section B.8.2.2.6 Message Sender – Telephone

The “Message Sender Telephone” is a field that contains the telephone of the message sender who is defined as the Pharmacovigilance Contact Person in charge of the AER message.

Section B.8.2.2.7 Message Sender – Fax

The “Message Sender Fax” is a field that contains the fax of the message sender who is defined as the Pharmacovigilance Contact Person in charge of the AER message.

Section B.8.2.2.8 Message Sender – e-mail

The “Message Sender e-mail” is a field that contains the e-mail of the message sender (or an equally functional group e-mailaddress) who is defined as the Pharmacovigilance Contact Person in charge of the AER message.

Section B.8.2.3 Message Receiver

Section B.8.2.3.1 Message Receiver – Root

The “Message Receiver Root” is a field that contains the receiver of the AER message, e.g., the MAH unique ID or RA unique ID.

Section B.8.2.4 Date of Message Creation

This is the date on which the message inside the batch was created. This date may be the same as the date of batch creation.

Section B.8.2.5 Report Identifier

This field is used for the sender to identify additional information that may be used to process the information into their IT systems. Refer to Regional Annexes for additional information.

Section B.8.2.6 Domestic vs Foreign Report Category

The “Domestic vs Foreign Report Category” indicates if the specified AER is a domestic or foreign report relative to the receiver. Refer to Regional Annexes for additional information.

Section B.8.2.7 Profile Identifier

The “Profile Identifier (Profile ID) Code” contains details about the type of report contained in this message payload. When creating this message, the value for this field should be from the Profile Identifier Vocabulary list. Refer to Regional Annexes for additional information.

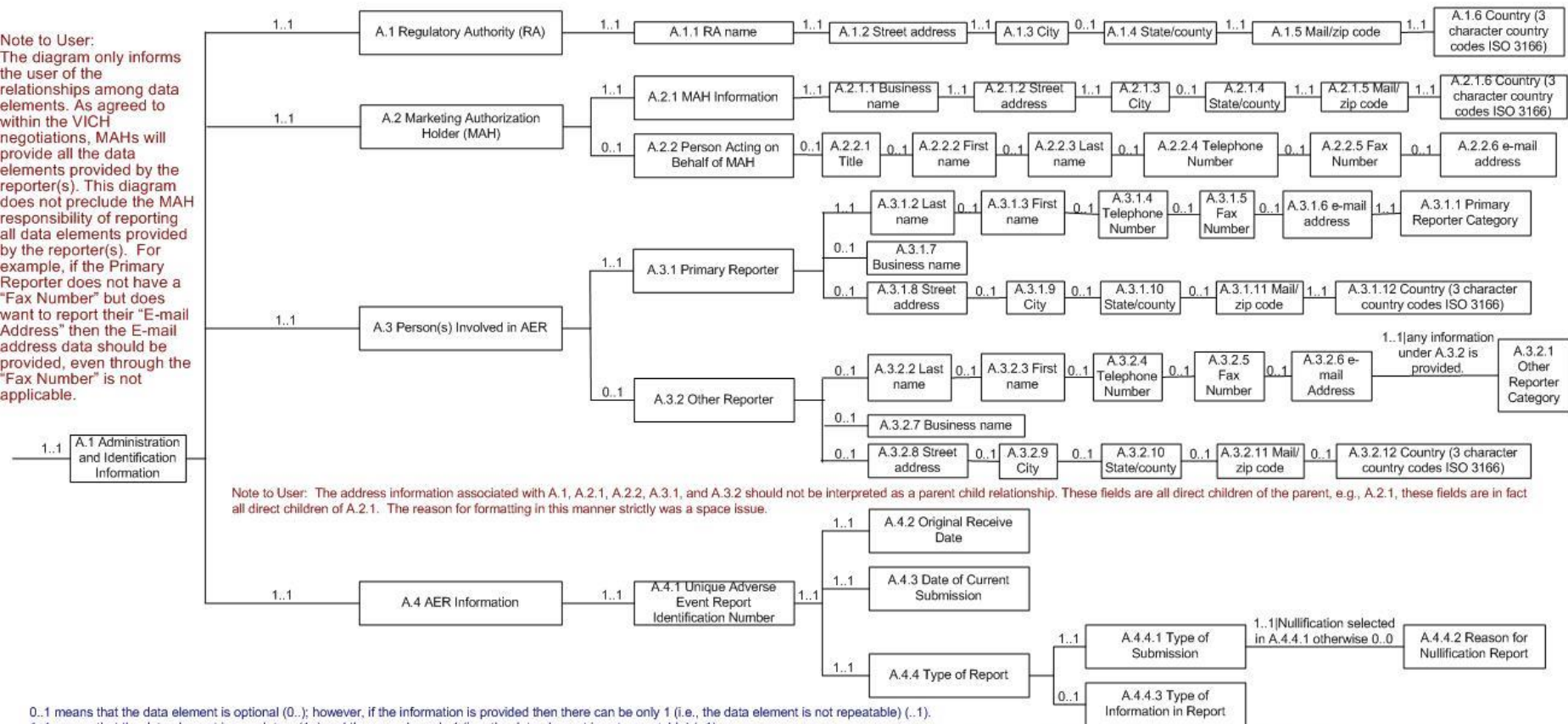
Field Descriptions

Presented in Annex C are the field lengths and data types for all the wrapper data elements that will serve as the basis for the message.

Annex A

Draft Data Model for Section A - Administrative and Identification Information

Note to User:
The diagram only informs the user of the relationships among data elements. As agreed to within the VICH negotiations, MAHs will provide all the data elements provided by the reporter(s). This diagram does not preclude the MAH responsibility of reporting all data elements provided by the reporter(s). For example, if the Primary Reporter does not have a "Fax Number" but does want to report their "E-mail Address" then the E-mail address data should be provided, even through the "Fax Number" is not applicable.



Note to User: The address information associated with A.1, A.2.1, A.2.2, A.3.1, and A.3.2 should not be interpreted as a parent child relationship. These fields are all direct children of the parent, e.g., A.2.1, these fields are in fact all direct children of A.2.1. The reason for formatting in this manner strictly was a space issue.

0..1 means that the data element is optional (0..); however, if the information is provided then there can be only 1 (i.e., the data element is not repeatable) (..1).

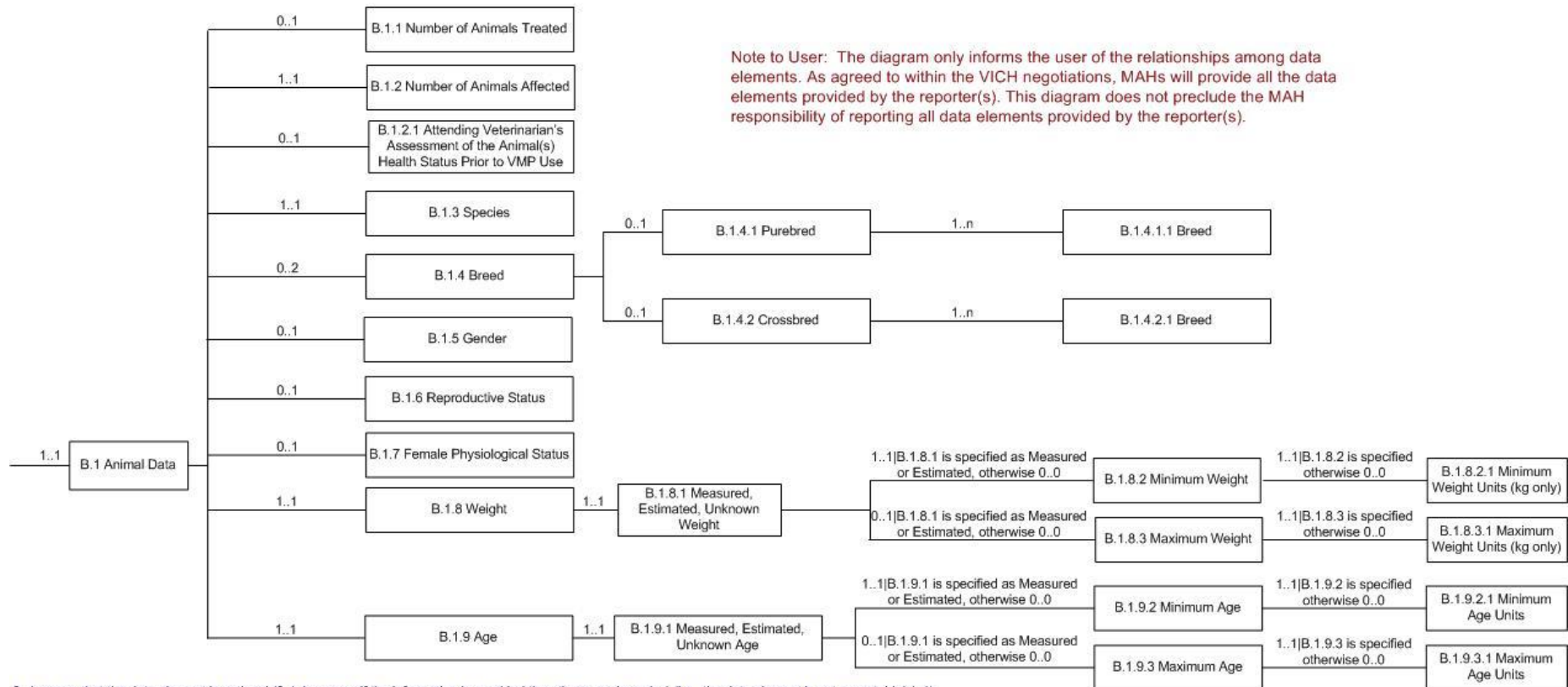
1..1 means that the data element is mandatory (1..) and there can be only 1 (i.e., the data element is not repeatable) (..1).

1..1|Nullification selected in A.4.4.1 otherwise 0..0 - If "Nullification" is selected as the Type of Submission, Reason for Nullification Report is mandatory but not repeatable. If an other Type of Submission is selected then 0..0 applies - no information is provided.

Filename: GeneralizedModelVICHSectionA.0 07312012.vsd

Dated: July 31, 2012

Draft Data Model for Section B.1 - Animal Data



0..1 means that the data element is optional (0..); however, if the information is provided then there can be only 1 (i.e., the data element is not repeatable) (..1).

1..1 means that the data element is mandatory (1..) and there can be only 1 (i.e., the data element is not repeatable) (..1).

1..1|B.1.8.1 is specified as Measured or Estimated, otherwise 0..0 - The data element minimum weight is mandatory but not repeatable if B.1.8.1 is specified as Measured or Estimated or 0..0 if unknown is specified - no information is provided.

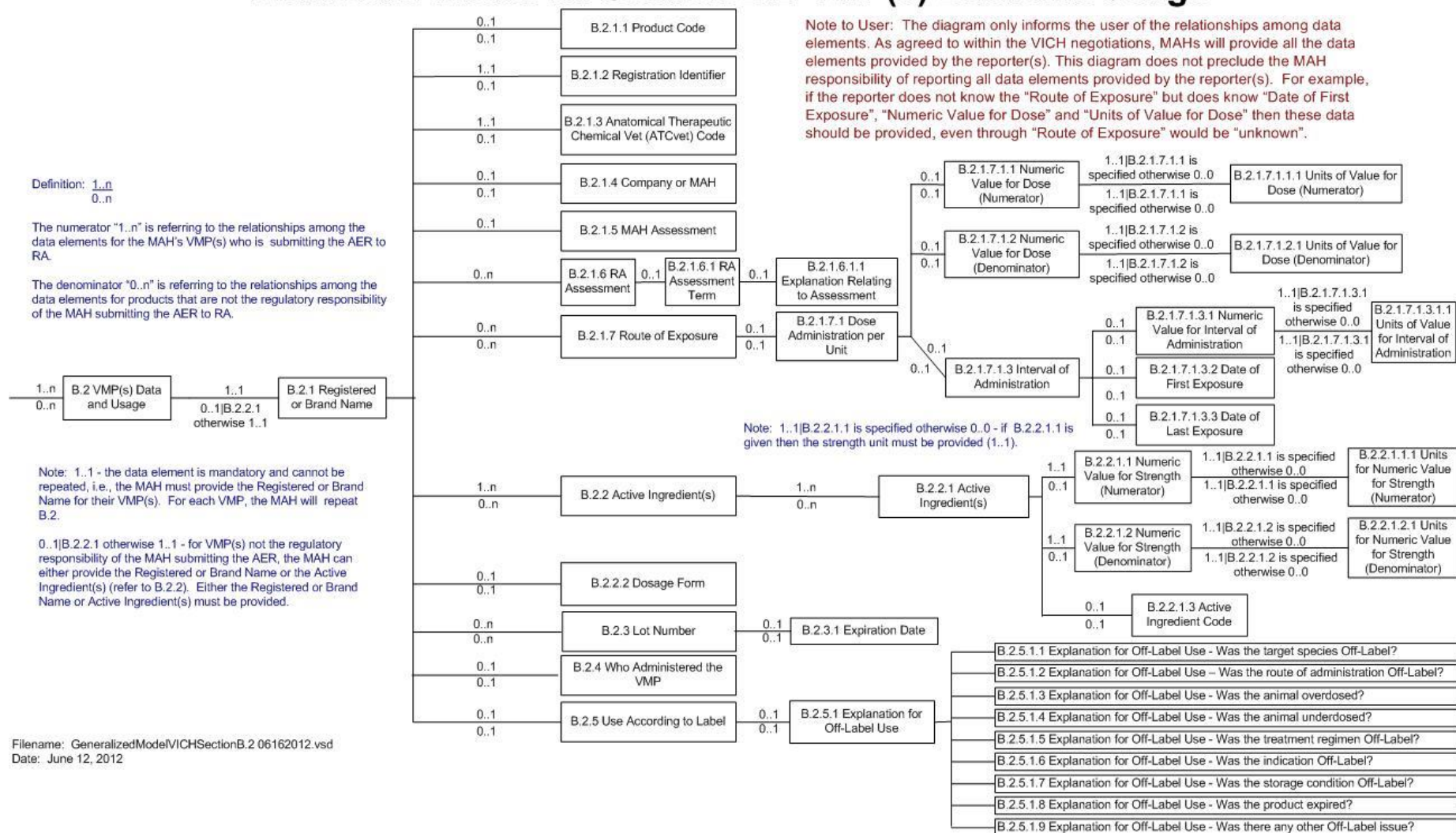
1..1|B.1.9.2 is specified otherwise 0..0 - The data element age units is mandatory but not repeatable if B.1.9.2, minimum age is specified or 0..0 if unknown is specified in B.1.9.1 - no information is provided.

NOTE: For B.1.4 Breed - 0..2 means that both purebreds and crossbreds can be expressed in the model. B.1.4.1 and B.1.4.2 are indicators of purebred or crossbred. B.1.4.1.1 and B.1.4.2.1 indicates the actual name of the breeds involved.

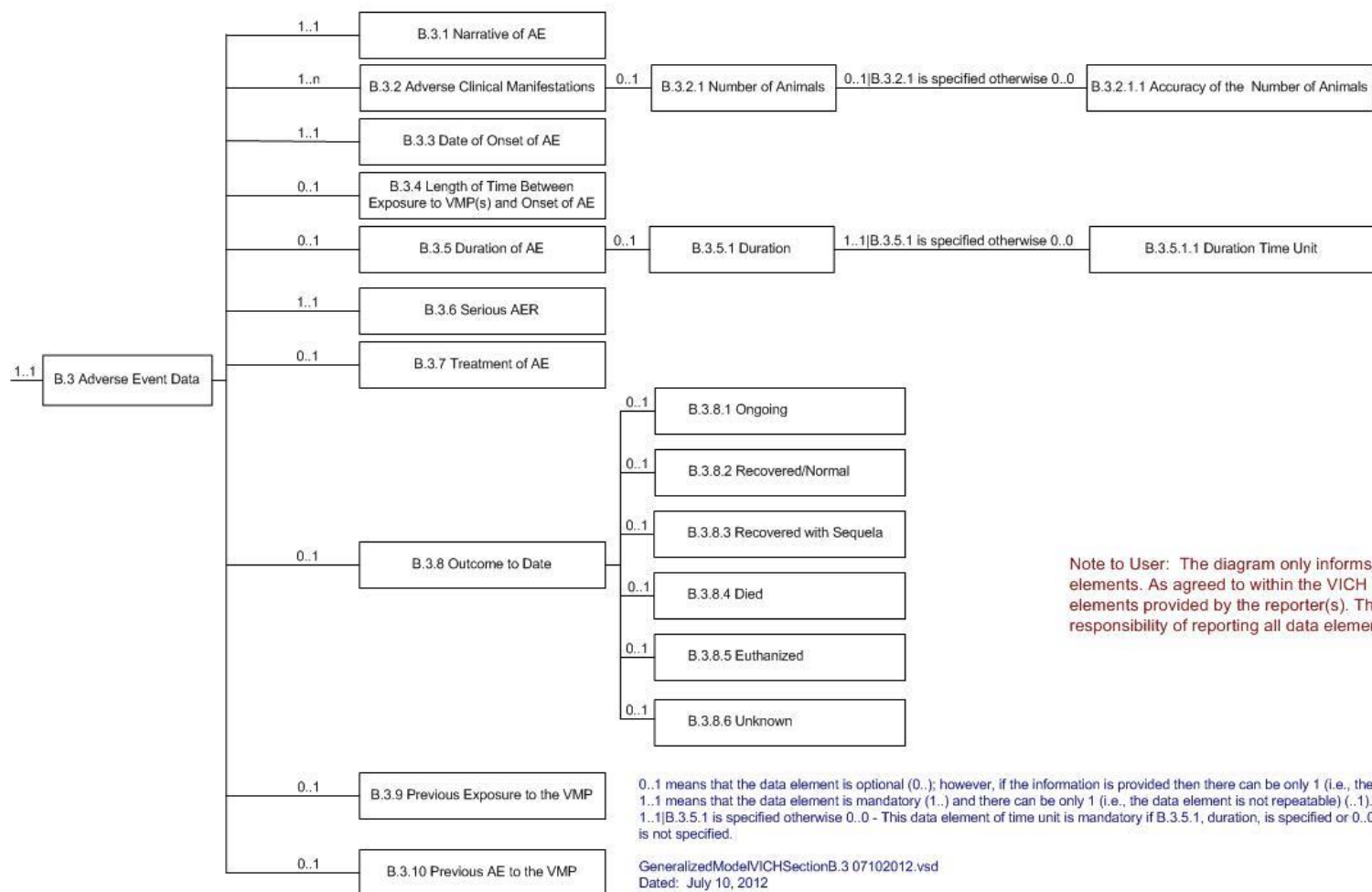
Filename: GeneralizedModelVICHSectionB.1 07102012.vsd

Date: July 10, 2012

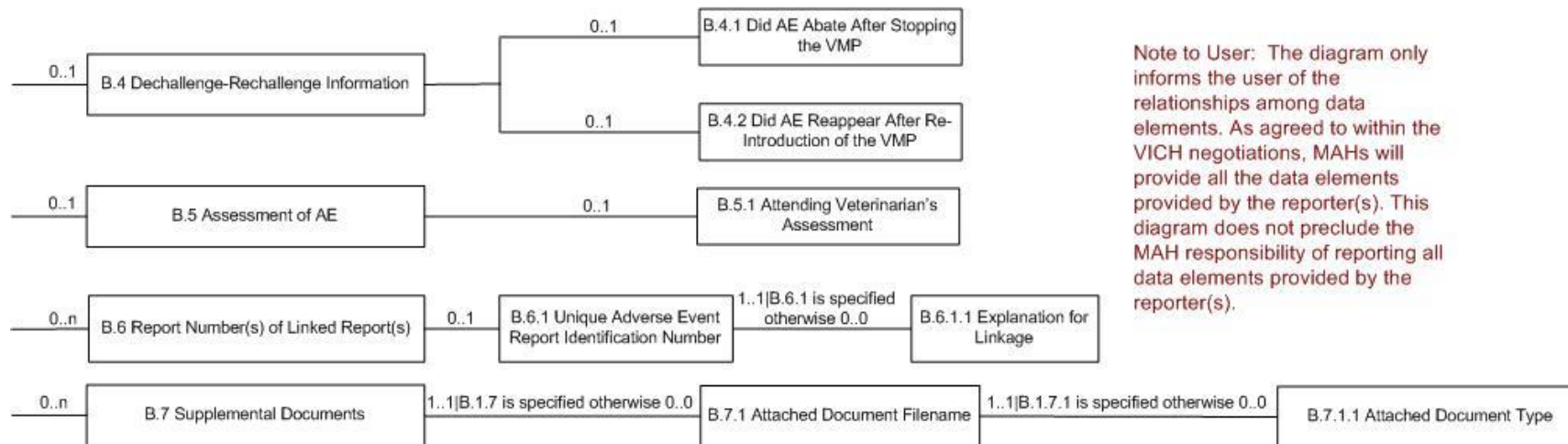
Draft Data Model for Section B.2 VMP(s) Data and Usage



Draft Data Model for Section B.3 - Adverse Event Data



Draft Data Model for Sections B.4 Dechallenge-Rechallenge Information, B.5 Assessment of AE, B.6 Report Number(s) of Linked Report(s), and B.7 Supplemental Documents



0..1 means that the data element is optional (0..); however, if the information is provided then there can be only 1 (i.e., the data element is not repeatable) (..1).

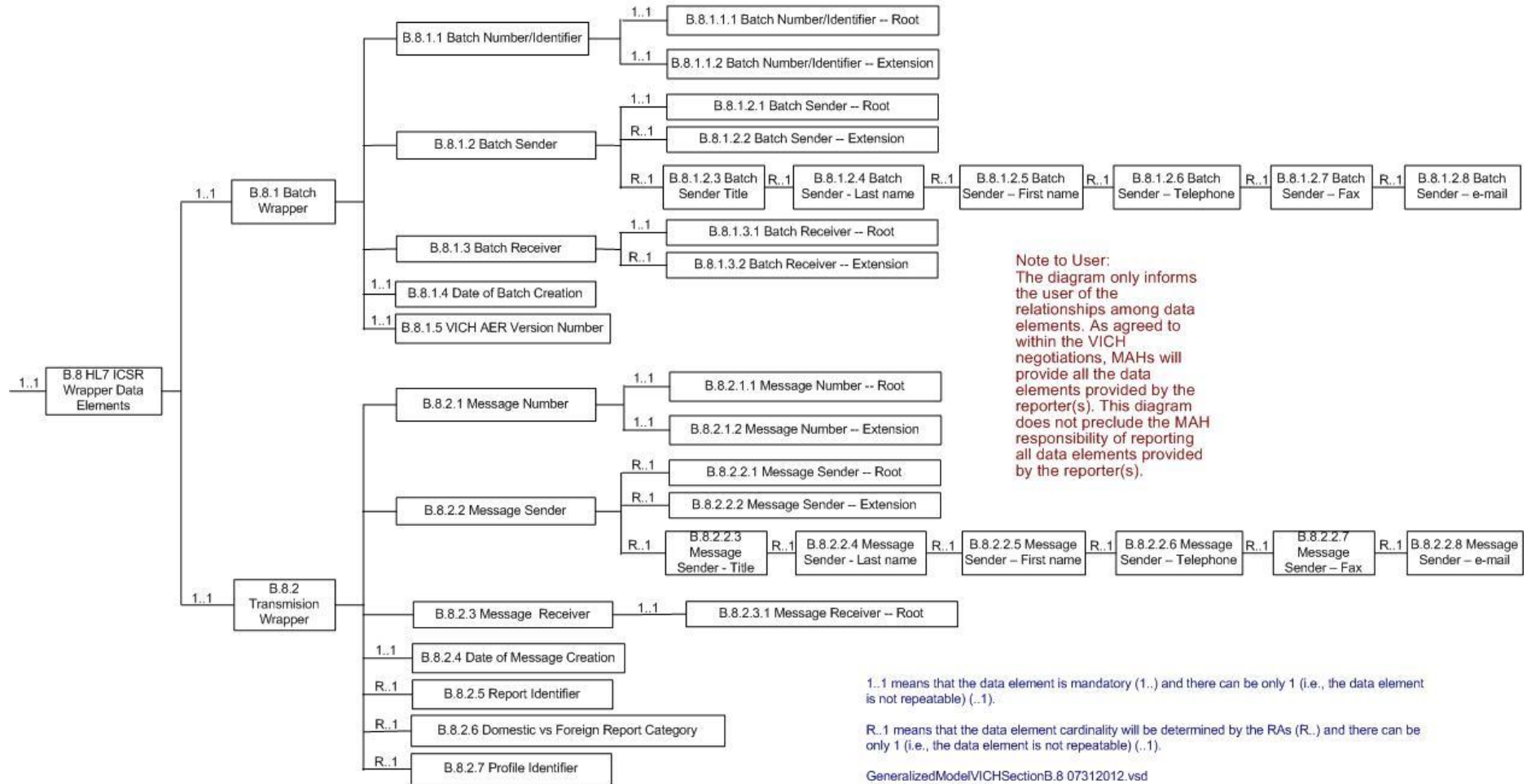
0..n means that the data element is optional (0..) and the information data element can be repeated (..n).

1..1 means that the data element is mandatory (1..) and there can be only 1 (i.e., the data element is not repeatable) (..1).

GeneralizedModelVICHSectionB.4 5 6 7 07032012.vsd

Dated: July 3, 2012

Draft Data Model for Section B.8 HL7 ICSR Wrapper Data Elements



Annex B. Field Length and Data Type by GL42 Data Elements

GL 42 Section Title	GL42 Section Number	Field Length (maximum length – characters)	Data Type
Administrative and Identification Information – Section A			
Regulatory Authority (RA)	A.1		
RA name	A.1.1	100	Open ended text
Street address	A.1.2	100	Open ended text
City	A.1.3	50	Open ended text
State/county	A.1.4	USA State – 15 County - 80	Code List Open ended text
Mail/zip code	A.1.5	35	Open ended text
Country (3 character country codes ISO 3166)	A.1.6	15	Code List
Marketing Authorization Holder (MAH) (Sender) -- Section A.2			
MAH Information	A.2.1		
Business name	A.2.1.1	100	Open ended text
Street address	A.2.1.2	100	Open ended text
City	A.2.1.3	50	Open ended text
State/county	A.2.1.4	USA State – 15 County - 80	Code List Open ended text
Mail/zip code	A.2.1.5	35	Open ended text
Country (3 character country codes ISO 3166)	A.2.1.6	15	Code List
Person Acting on Behalf of MAH	A.2.2		
Title	A.2.2.1	50	Open ended text
First name	A.2.2.2	50	Open ended text
Last name	A.2.2.3	50	Open ended text
Telephone	A.2.2.4	20	Open ended text
Fax	A.2.2.5	20	Open ended text
e-mail	A.2.2.6	100	Open ended text
Person(s) Involved in AER (Reporter) – Section A.3			
Primary Reporter	A.3.1		
Last name	A.3.1.2	50	Open ended text
First name	A.3.1.3	50	Open ended text
Telephone	A.3.1.4	20	Open ended text
Fax	A.3.1.5	20	Open ended text
e-mail	A.3.1.6	100	Open ended text
Business name	A.3.1.7	100	Open ended text
Street address	A.3.1.8	100	Open ended text
City	A.3.1.9	50	Open ended text
State/county	A.3.1.10	USA State – 15 County - 80	Code List Open ended text

Mail/zip code	A.3.1.11	35	Open ended text
Country (3 character country codes ISO 3166)	A.3.1.12	15	Code List
Primary Reporter Category	A.3.1.1	15 (code) 80 (code description/term)	Code List
Other Reporter	A.3.2		
Last name	A.3.2.2	50	Open ended text
First name	A.3.2.3	50	Open ended text
Telephone	A.3.2.4	20	Open ended text
Fax	A.3.2.5	20	Open ended text
e-mail	A.3.2.6	100	Open ended text
Business name	A.3.2.7	100	Open ended text
Street address	A.3.2.8	100	Open ended text
City	A.3.2.9	50	Open ended text
State/county	A.3.2.10	USA State – 15 County - 80	Code List Open ended text
Mail/zip code	A.3.2.11	35	Open ended text
Country (3 character country codes ISO 3166)	A.3.2.12	15	Code List
Other Reporter Category	A.3.2.1	15 (code) 80 (code description/term)	Code List
AER Information (Sender Investigation/Report Information) – Section A.4			
Unique Adverse Event Identification Number	A.4.1	60	Open ended text
Original Receive Date	A.4.2	19	Date (YYYYMMDD)
Date of Current Submission	A.4.3	19	Date (YYYYMMDD)
Type of Report – Section A.4.4			
Type of Submission & Code	A.4.4.1	15 (code) 80 (code description/term)	Code List
Reason for Nullification Report	A.4.4.2	200	Open ended text
Type of Information in Report & Code	A.4.4.3	15 (code) 80 (code description/term)	Code List
Description of Animal Data Information – Section B			
Animal Data – Section B.1			
Number of Animals Treated	B.1.1	12	Integer
Number of Animals Affected	B.1.2	12	Integer
Attending Veterinarian's Assessment of Health Status Prior to VMP & Code	B.1.2.1	15 (code) 80 (code description/term)	Code List
Species (Type of Species) & Code	B.1.3	15 (code) 160 (code description/term)	Code List

Breed & Code	B.1.4.1.1 Breed (Purebreed) and B.1.4.2.1 Breed (Crossbred)	15 (code) 250 (code description/term)	Code List
Gender & Code	B.1.5	15 (code) 80 (code description/term)	Code List
Reproductive Status & Code	B.1.6	15 (code) 80 (code description/term)	Code List
Female Physiological Status & Code	B.1.7	15 (code) 80 (code description/term)	Code List
Animal Weight – Section B.1.8			
Weight Measured, Estimated or Unknown & Code	B.1.8.1	15 (code) 80 (code description/term)	Code List
Minimum Weight	B.1.8.2	12	Numeric (nnnnnnnnn.nnn) ¹
Minimum Weight Unit	B.1.8.2.1	kg	
Maximum Weight	B.1.8.3	12	Numeric (nnnnnnnnn.nnn) ¹
Maximum Weight Unit	B.1.8.3.1	kg	
Animal Age – Section B.1.9			
Age Measured, Estimated or Unknown & Code	B.1.9.1	15 (code) 80 (code description/term)	Code List
Minimum Age	B.1.9.2	12	Numeric (nnnnnnnnn.nn) ²
Minimum Age Units (code)	B.1.9.2.1	15	Code List
Maximum Age	B.1.9.3	12	Numeric (nnnnnnnnn.nn) ²
Maximum Age Units (code)	B.1.9.3.1	15	Code List
VMP Data and Usage – Section B.2			
Registered Name or Brand Name	B.2.1	200	Open ended text
Product Code	B.2.1.1	50	Open ended text
Registration Identifier	B.2.1.2	50	Open ended text
Anatomical Therapeutic Chemical Vet (ATCvet) Code	B.2.1.3	10	Open ended text
Company or MAH	B.2.1.4	100	Open ended text
MAH Assessment	B.2.1.5	4000	Open ended text
RA Assessment	B.2.1.6		
RA Assessment Term	B.2.1.6.1	15 (code) 80 (code description/term)	Code List
Explanation Relating to Assessment	B.2.1.6.1.1	4000	Open ended text
Route of Exposure & Dosage Information – Section B.2.1.7 & Section B.2.2			
Route of Exposure (Route of Administration)	B.2.1.7	15 (code) 80 (code	Code List

¹The decimal point is floating but it can't exceed 3 decimals or total of 12 characters (which includes the decimal point).

²The decimal point is floating but it can't exceed 2 decimals or total of 12 characters (which includes the decimal point).

		description/term)	
Dose Per Administration	B.2.1.7.1		
Numeric Value for Dose (Numerator)	B.2.1.7.1.1	12	Numeric (nnnnnnnn.nnnn) ³
Units of Value for Dose (Numerator)	B.2.1.7.1.1.1	15 (code) 80 (code description/term)	Code List
Numeric Value for Dose (Denominator)	B.2.1.7.1.2	12	Numeric (nnnnnnnn.nnnn) ³
Units of Value for Dose (Denominator)	B.2.1.7.1.2.1	15 (code) 80 (code description/term)	Code List
Interval of Administration	B.2.1.7.1.3		
Numeric Value for Interval Of Administration	B.2.1.7.1.3.1	12	Integer
Units of Value for the Interval of Administration	B.2.1.7.1.3.1.1	15 (code) 80 (code description/term)	Code List
Date of First Exposure	B.2.1.7.1.3.2	19	Date (YYYY, YYYYMM, or YYYYMMDD)
Date of Last Exposure	B.2.1.7.1.3.3	19	Date (YYYY, YYYYMM, or YYYYMMDD)
Active Ingredient(s)	B.2.2		
Active Ingredient(s)	B.2.2.1	200	Open ended text
Numeric Value for Strength (Numerator)	B.2.2.1.1	12	Numeric (nnnnnnnn.nnnn) ³
Units for Numeric Value for Strength (Numerator)	B.2.2.1.1.1	15 (code) 80 (code description/term)	Code List
Numeric Value for Strength (Denominator)	B.2.2.1.2	12	Numeric (nnnnnnnn.nnnn) ³
Units for Numeric Value for Strength (Denominator)	B.2.2.1.2.1	15 (code) 80 (code description/term)	Code List
Active Ingredient Code	B.2.2.1.3	15	Code List
Dosage Form & Code	B.2.2.2	15 (code) 80 (code description/term)	Code List
Lot Number – Section B.2.3 & B.2.3.1			
Lot Number(s)	B.2.3	35	Open ended text
Expiration Date	B.2.3.1	19	Date (YYYY, YYYYMM, or YYYYMMDD)
Administration – Section B.2.4			
Who Administered the VMP & Code	B.2.4	15 (code) 80 (code description/term)	Code List
Label Usage – Section B.2.5			
Use According to Label	B.2.5	5	Boolean/Null Flavor
Explanation for Off-Label Use	B.2.5.1		
Explanation for Off-Label	B.2.5.1.1	5	Yes/No Information ⁴

³The decimal point is floating but it can't exceed 4 decimals or total of 12 characters (which includes the decimal point).

Use – Was the target species Off-Label?			
Explanation for Off-Label Use – Was the route of administration Off-Label?	B.2.5.1.2	5	Yes/No Information ⁴
Explanation for Off-Label Use – Was the animal overdosed?	B.2.5.1.3	5	Yes/No Information ⁴
Explanation for Off-Label Use – Was the animal underdosed?	B.2.5.1.4	5	Yes/No Information ⁴
Explanation for Off-Label Use – Was the treatment regimen Off-Label?	B.2.5.1.5	5	Yes/No Information ⁴
Explanation for Off-Label Use – Was the indication Off-Label?	B.2.5.1.6	5	Yes/No Information ⁴
Explanation for Off-Label Use – Was the storage condition Off-Label?	B.2.5.1.7	5	Yes/No Information ⁴
Explanation for Off-Label Use – Was the product expired?	B.2.5.1.8	5	Yes/No Information ⁴
Explanation for Off-Label Use – Was there any other Off-Label issue?	B.2.5.1.9	5	Yes/No Information ⁴
Adverse Event Data – Section B.3			
Narrative of AE	B.3.1	20,000	Open ended text
Adverse Clinical Manifestations (AER Term Name(s) & Code(s))	B.3.2	15 (code) 250 (code description/term)	Code List
Number of Animal	B.3.2.1	12	Integer
Accuracy of the Number of Animals	B.3.2.1.1	15 (code) 80 (code description/term)	Code List
Date of Onset of AE (AE Start Date)	B.3.3	19	Date (YYYY, YYYYMM, or YYYYMMDD)
Length of Time between Exposure to VMP & Onset of AE	B.3.4	15 (code) 80 (code description/term)	Code List
Duration of AE	B.3.5		
Duration (Time)	B.3.5.1	12	Numeric (nnnnnnn.nnnn) ³
Duration Time Units	B.3.5.1.1	15 (code) 80 (code description/term)	Code List
Serious AER Reported	B.3.6	5	Boolean
Treatment of AE	B.3.7	5	Boolean/Null Flavor
Outcome to Date	B.3.8		
Ongoing	B.3.8.1	12	Integer
Recovered/Normal	B.3.8.2	12	Integer
Recovered with Sequela	B.3.8.3	12	Integer

⁴“Yes” will be presented “True” in the message using a Boolean snippet. “No Information will be presented in the message using a nullFlavor snippet.

Died	B.3.8.4	12	Integer
Euthanized	B.3.8.5	12	Integer
Outcome Unknown	B.3.8.6	12	Integer
Previous Exposure to the VMP	B.3.9	5	Boolean/Null Flavor
Previous AE to VMP	B.3.10	5	Boolean/Null Flavor
Dechallenge - Rechallenge Information – Section B.4			
Did AE Abate After Stopping the VMP?	B.4.1	5	Boolean/Null Flavor
Did AE Reappear After Re-introduction of the VMP?	B.4.2	5	Boolean/Null Flavor
Veterinary Assessment of AE – Section B.5			
Attending Veterinarian's Assessment of AE	B.5.1	15 (code) 80 (code description/term)	Code List
B.6 Report Number(s) of Linked Report(s)			
Report Number(s) of Linked Report(s)	B.6		
Unique Adverse Event Report Identification Number	B.6.1	60	Open ended text
Explanation for Linkage	B.6.1.1	15 (code) 80 (code description/term)	Code List
Supplemental Documents -- Section B.7			
Attached Document Filename	B.7.1	255	Open ended text
Attached Document Type	B.7.1.1	15 (code) 80 (code description/term)	Code List

Annex C. Field Length and Data Type for GL35 HL7 Wrapper Data Elements

GL35 Section Title	GL35 Section Number	Field Length (maximum length – characters)	Data Type
HL7 ICSR Wrapper Data Elements -- Section B.8			
Batch Wrapper	B.8.1		
Batch Number/Identifier	B.8.1.1		
Batch Number/Identifier – Root	B.8.1.1.1	60	Open ended text
Batch Number/Identifier – Extension	B.8.1.1.2	100	Open ended text
Batch Sender	B.8.1.2		
Batch Sender – Root	B.8.1.2.1	60	Open ended text
Batch Sender – Extension	B.8.1.2.2	100	Open ended text
Batch Sender – Title	B.8.1.2.3	50	Open ended text
Batch Sender – Last name	B.8.1.2.4	50	Open ended text
Batch Sender – First name	B.8.1.2.5	50	Open ended text
Batch Sender – Telephone	B.8.1.2.6	20	Open ended text
Batch Sender – Fax	B.8.1.2.7	20	Open ended text
Batch Sender – e-mail	B.8.1.2.8	100	Open ended text
Batch Receiver	B.8.1.3		
Batch Receiver – Root	B.8.1.3.1	60	Open ended text
Batch Receiver – Extension	B.8.1.3.2	100	Open ended text
Date of Batch Creation	B.8.1.4	19	YYYYMMDDHHMMSS+/-ZZZZ <i>**NOTE: HHMMSS represents hours, minutes, and seconds, and +/-ZZZZ represents GMT offset</i>
VICH AERVersion Number	B.8.1.5	15	Open ended text
Transmission Wrapper	B.8.2		
Message Number –	B.8.2.1		
Message Number – Root	B.8.2.1.1	60	Open ended text
Message Number – Extension	B.8.2.1.2	100	Open ended text
Message Sender	B.8.2.2		
Message Sender – Root	B.8.2.2.1	60	Open ended text
Message Sender – Extension	B.8.2.2.2	100	Open ended text
Message Sender – Title	B.8.2.2.3	50 character	Open ended text
Message Sender – Last name	B.8.2.2.4	50	Open ended text
Message Sender – First name	B.8.2.2.5	50	Open ended text
Message Sender – Telephone	B.8.2.2.6	20	Open ended text
Message Sender – Fax	B.8.2.2.7	20	Open ended text
Message Sender – e-mail	B.8.2.2.8	100	Open ended text
Message Receiver	B.8.2.3		
Message Receiver – Root	B.8.2.3.1	60	Open ended text
Date of Message Creation	B.8.2.4	19	YYYYMMDDHHMMSS+/-ZZZZ <i>**NOTE: HHMMSS represents hours, minutes, and seconds, and +/-ZZZZ represents GMT offset</i>
Report Identifier	B.8.2.5	7	Open ended text
Domestic vs Foreign Report Category	B.8.2.6	15 (code) 80 (code description/term)	Code List

Profile Identifier	B.8.2.7	60	Open ended text
--------------------	---------	----	-----------------